

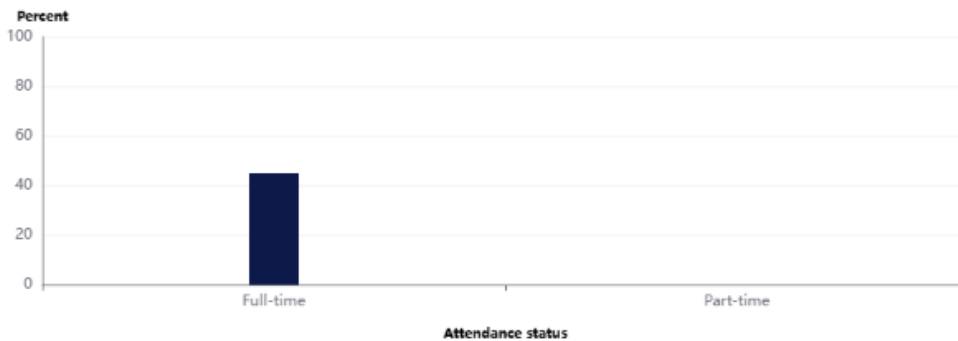


The overall graduation rate is also known as the “Student Right to Know” or IPEDS graduation rate. It tracks the progress of students who began their studies as full-time, first-time degree- or certificate-seeking students to see if they complete a degree or other award such as a diploma within 150% of “normal time” for completing the program in which they are enrolled. The graduation rate reported below is for students who began their studies in Fall 2023.

Some institutions also report a transfer-out rate, which is the percentage of the full-time, first-time students who transferred to another institution. Note that not all students at the institution are tracked for these rates. Students who have already attended another postsecondary institution are not tracked for this rate.

First to second year retention rates of first-time degree-seeking undergraduates: Fall 2023

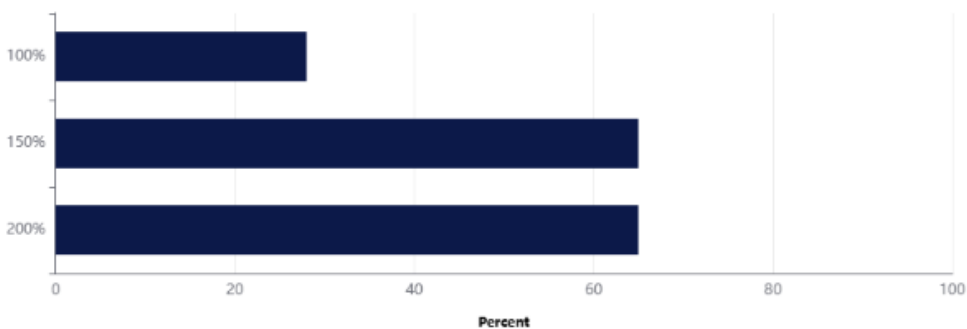
Chart | Table | Switch rows and columns | Download chart | Download data



— Not available

Graduation rates of full-time, first-time, degree/certificate-seeking undergraduates within normal time, and 150% and 200% of normal time to completion: 2019 cohort

Chart | Table | Switch rows and columns | Download chart | Download data



The above information was reported to the U.S. Department of Education via the Integrated Postsecondary Education Data System (IPEDS). The IPEDS survey is conducted by the National Center for Education Statistics (NCES). Survey results are displayed on the IPEDS College Navigator site <https://nces.ed.gov/ipeds/datacenter/institutionprofile.aspx?unitId=448600>



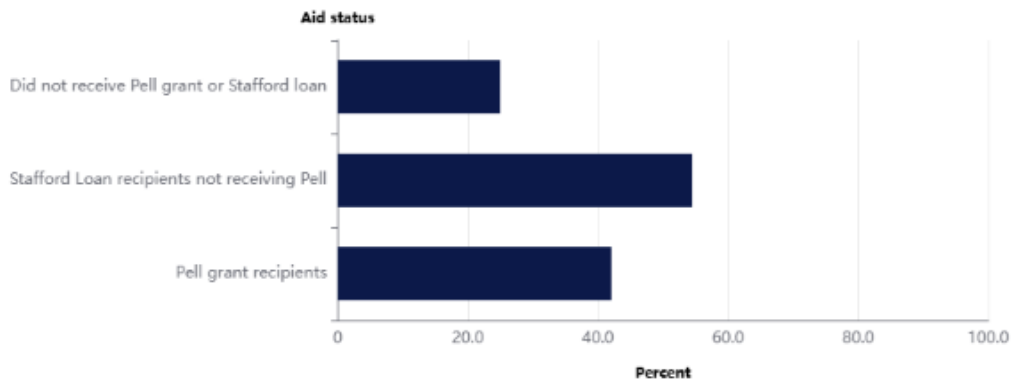
Graduation rates of full-time, first-time, degree/certificate-seeking undergraduates within 150% of normal time to program completion, by gender and race/ethnicity and transfer out-rate: 2020 cohort

[Download](#)

	Rate
Overall graduation rates	
Total	41.0%
Men	33.0%
Women	42.0%
American Indian or Alaska Native	0%
Black or African American	26.0%
Hispanic or Latino	25.0%
White	52.0%

Graduation rates of full-time, first-time, degree/certificate-seeking undergraduates within 150% of normal time to program completion, by Title IV aid status: 2020 cohort

[Chart](#) | [Table](#) | [Switch rows and columns](#) | [Download chart](#) | [Download data](#)



Graduation rates are based on the student's completion status as of August 31, 2023

The above information was reported to the U.S. Department of Education via the Integrated Postsecondary Education Data System (IPEDS). The IPEDS survey is conducted by the National Center for Education Statistics (NCES). Survey results are displayed on the IPEDS College Navigator site <https://nces.ed.gov/ipeds/datacenter/institutionprofile.aspx?unitid=448600>